

**TYPE**

- Type **A**: with pull ring, without rest position.
- Type **C**: with pull ring, with rest position.
- Type **E**: with pull lever, with stop position.

Guide / Pull ring

AISI 316 stainless steel precision casting **A4**

Lever

AISI 316 stainless steel precision casting

Plunger

AISI 316 stainless steel

Spring

AISI 316Ti stainless Steel

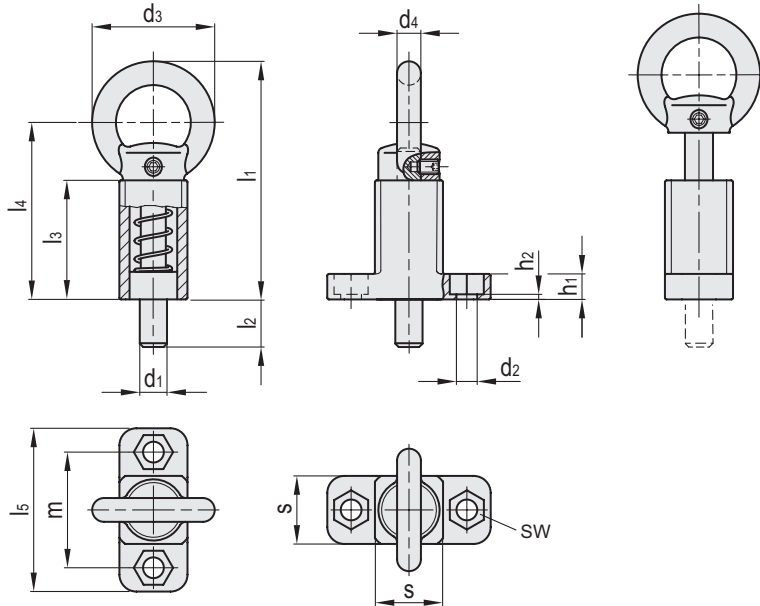
Grub screw

Stainless Steel A4



**FEATURES AND APPLICATIONS**

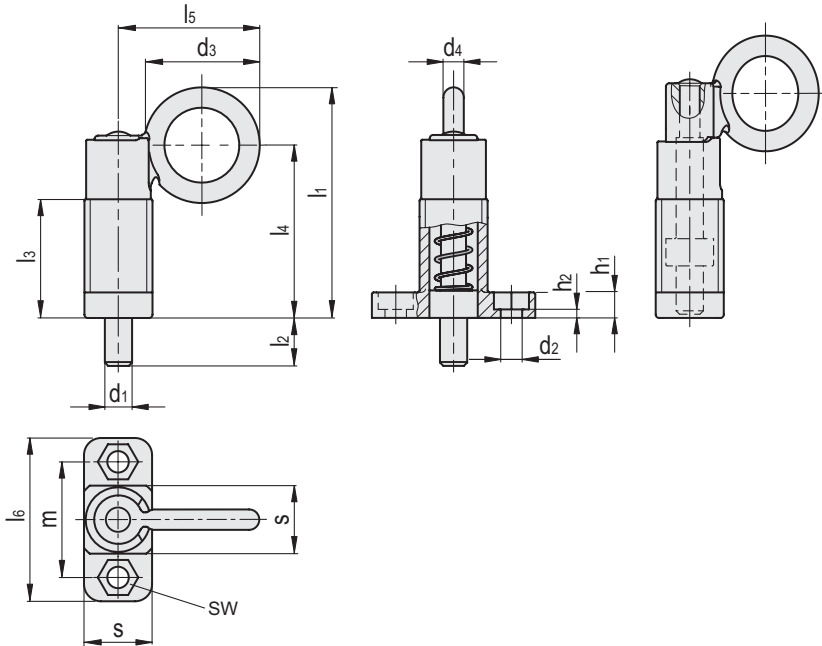
In the GN 722.5-A4 spring indexing plungers the plunger pin is actuated by the pull ring or lever. This operation is performed manually, with a cable or by means of a pulling hook in the versions with pull ring. AISI 316 stainless steel is suitable for use in particularly aggressive environments. The dimensional tolerances between the tip and the guide body are chosen in order to guarantee functional reliability even in applications of approximate dimensions or in the event of contamination. The hexagonal mounting holes allow the use of socket cap screws and hexagon screws or nuts.



**GN 722.5-A-A4**

Code	Description	d1 Plunger -0.05 -0.25 Hole +0.1 +0.3	d2 +0.3	d3	d4	h1	h2	l1	l2	l3	l4	l5	s	sw	m	Spring preload [N]	Spring max load [N]	
GN.29011	GN 722.5-8-20-A-A4	8	6.1	36	7	7.5	1.5	70	14	35	52	48	20	10	34	14	35	156
GN.29014	GN 722.5-10-20-A-A4	10	6.1	36	7	7.5	1.5	70	14	35	52	48	20	10	34	14	35	163
GN.29017	GN 722.5-12-20-A-A4	12	6.1	36	7	7.5	1.5	70	14	35	52	48	20	10	34	14	35	163
GN.29020	GN 722.5-14-20-A-A4	14	6.1	36	7	7.5	1.5	70	14	35	52	48	20	10	34	14	35	168
GN.29023	GN 722.5-16-30-A-A4	16	10.1	50	10	15	5	103	20	54	78	80	30	17	55	22	70	703
GN.29026	GN 722.5-20-30-A-A4	20	10.1	50	10	15	5	103	20	54	78	80	30	17	55	22	70	721

- 1
- 2
- 3
- 4
- 5
- 6
- 7
- 8**
- 9
- 10
- 11
- 12
- 13
- 14
- 15
- 16
- 17
- 18
- 19

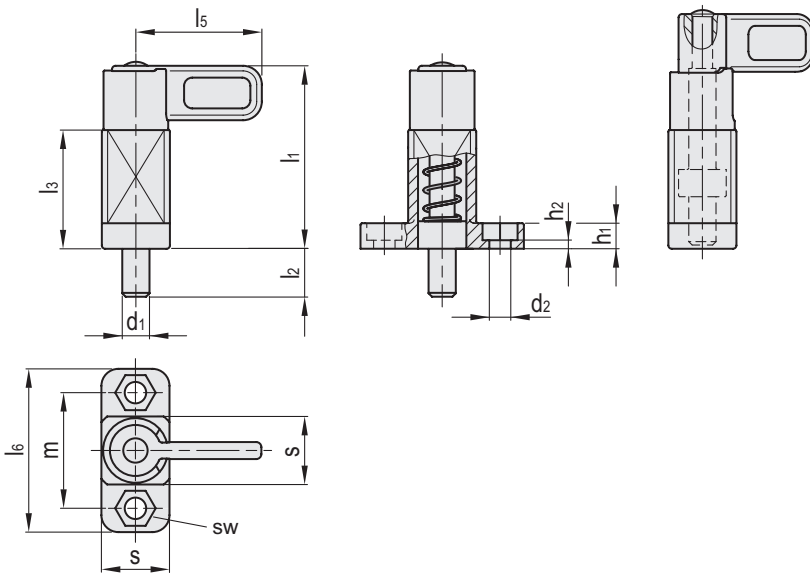
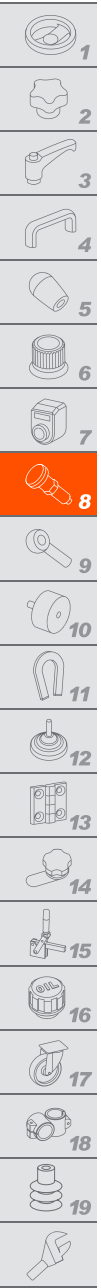


GN 722.5-C-A4

INOX STAINLESS STEEL

Code	Description	d1 Plunger -0.05-0.25 Hole +0.1 +0.3	d2 +0.3	d3	d4	h1	h2	l1	l2	l3	l4	l5	l6	s	sw	m	Spring preload [N]	Spring max load [N]	
GN.49501	GN 722.5-8-20-C-A4	8	6.1	34	6	7.5	1.5	68	14	35	51	41.5	48	20	10	34	14	35	172
GN.49504	GN 722.5-10-20-C-A4	10	6.1	34	6	7.5	1.5	68	14	35	51	41.5	48	20	10	34	14	35	172
GN.49507	GN 722.5-12-20-C-A4	12	6.1	34	6	7.5	1.5	68	14	35	51	41.5	48	20	10	34	14	35	172
GN.49510	GN 722.5-14-20-C-A4	14	6.1	34	6	7.5	1.5	68	14	35	51	41.5	48	20	10	34	14	35	172
GN.49513	GN 722.5-16-30-C-A4	16	10.1	48	9	15	5	102	20	54	78	60	80	30	17	55	22	70	664
GN.49516	GN 722.5-20-30-C-A4	20	10.1	48	9	15	5	102	20	54	78	60	80	30	17	55	22	70	664

Indexing and positioning elements



INOX STAINLESS STEEL

GN 722.5-E-A4

Code	Description	d1 Plunger -0.05 -0.25 Hole +0.1 +0.3	d2 +0.3	h1	h2	l1	l2	l3	l5	l6	s	sw	m	Spring preload [N]	Spring max load [N]	
GN.75861	GN 722.5-8-20-E-A4	8	6.1	7.5	1.5	54	14	35	37	48	20	10	34	14	35	167
GN.75864	GN 722.5-10-20-E-A4	10	6.1	7.5	1.5	54	14	35	37	48	20	10	34	14	35	171
GN.75867	GN 722.5-12-20-E-A4	12	6.1	7.5	1.5	54	14	35	37	48	20	10	34	14	35	174
GN.75870	GN 722.5-14-20-E-A4	14	6.1	7.5	1.5	54	14	35	37	48	20	10	34	14	35	179
GN.75873	GN 722.5-16-30-E-A4	16	10.1	15	5	83	20	54	55	80	30	17	55	22	70	654
GN.75876	GN 722.5-20-30-E-A4	20	10.1	15	5	83	20	54	55	80	30	17	55	22	70	673

Indexing and positioning elements